

# SUMMER TUTORIALS

MS. MENA



# MS. MENA

- ▶ I have taught English Language Arts with the Fort Bend Independent School District.
- ▶ I am currently teaching 7/8 ELA at The Honor Roll School
- ▶ I am looking forward to a great summer tutorial session with you.
- ▶ This session you will write a short story.



# ELA WEBSITE

- ▶ I will be using [www.rev-ela-tions.weebly.com](http://www.rev-ela-tions.weebly.com) during this session.
- ▶ Once you access the website, click on the **more** tab. You will then click on the **Summer 2020** tab.
- ▶ I will post assignments, handouts, and updates on this website.
- ▶ **Let's take a look . . .**



# EMAIL ADDRESS

- ▶ My email address is [menajo442@gmail.com](mailto:menajo442@gmail.com)
- ▶ I will use this email for:
  1. submitting assignments
  2. communication



# HOMWORK ASSIGNMENTS

- ▶ You were emailed three assignments to complete before today's class.
- ▶ Let's discuss them now . . .




# QUESTIONNAIRE



## A questionnaire

Complete this brief **questionnaire** about your reading.

### Fiction



Mark the types of **fiction** that you enjoy reading.

novels  short stories  science fiction  historical   
adventure  mystery  fantasy  others .....

My favorite **authors** are .....

My favorite **fiction** titles are .....

### Poetry

Mark the types of **poems** that you enjoy.

ballads  haiku  cinquain  free verse   
limericks  shape poems  others .....

My favorite **poets** are .....

My favorite **poems** are .....

### Nonfiction

Mark the types of **nonfiction** that you enjoy reading.

sports  games  hobbies  animal care  computers   
science  art  music  TV, film, etc.  others .....

My favorite **nonfiction** titles are .....


# RIDDLES



## Riddles

Can you solve this word-building riddle?


My first is in **bread** but not in **bead**.  
 My second is in **dig** but not in **dug**.  
 My third is in **fled** but not in **flew**.  
 My fourth is in **hid** but not in **hit**.  
 My fifth is in **held** but not in **herd**.  
 My sixth is in **step** but not in **stop**.



Answer riddle.....

Now try this one.

My first is in **bite** but not in **site**.  
 My second is in **tent** but not in **tint**.  
 My third is in **grow** but not in **brow**.  
 My fourth is in **in** but not in **on**.  
 My fifth is in **ton** but not in **tow**.  
 My sixth is in **stone** but not in **store**.  
 My seventh is in **pin** but not in **pun**.  
 My eighth is in **naught** but not in **caught**.  
 My ninth is in **grip** but not in **drip**.



Answer beginning.....

Try to make some word-building **riddles** of your own. Choose from the list of words below. The first one has been started for you. Continue your **riddles** on an extra sheet of paper.

- |           |          |          |          |        |           |
|-----------|----------|----------|----------|--------|-----------|
| business  | colonel  | family   | friend   | height | necessary |
| immediate | medicine | neighbor | occasion | rabbit | rhythm    |
| separate  | skillful | twelfth  | weird    | yacht  |           |

My first is in **bite** but not in **mite**.  
 My second is in **cup** but not in **cap**.  
 My third is in **sew** but not in **dew**.  
 My fourth is in **in** but not in **an**.  
 My fifth is in **ton** but not in **toe**.



My sixth is in ..... but not in .....

My seventh is in ..... but not in .....

My eighth is in ..... but not in .....



# SPOONERISMS



## Spoonerisms

**Kinquering congs** is a well-known example of a **spoonerism**. W. A. Spooner from Oxford, England, accidentally “invented” **spoonerisms**: he often mixed up the sounds at the beginning of his words.

What did W. A. Spooner mean to say instead of *kinquering congs*?



*Conquering kings*

Here are some modern **spoonerisms** for you to “translate” into English – be careful with the spelling!

Did you hear the roar-bell ding?



*Did you hear the doorbell ring?*

Don't forget to dock the law!



*Don't forget to lock the door!*

We had thick frog last fiday.



*We had thick fog last Friday.*

Do you like to bead in red?



*Do you like to read in bed?*

I can fee my sootprints!



*I can see my footprints!*

I caught a ban of soda.



*I bought a can of soda.*

Can you think of any **spoonerisms** yourself? Write them here.



Answers may vary





# THIS SESSION . . .

- ▶ You will write a short story this session.
- ▶ Before we begin writing, we must first review some basic information . . .



# CHARACTERIZATION



## Defining Characterization

**Characterization** is the process by which the writer reveals the personality of a character. Characterization is revealed through **direct characterization** and **indirect characterization**.

**Direct Characterization** *tells* the audience what the personality of the character is.

Example: "The patient boy and quiet girl were both well mannered and did not disobey their mother."

Explanation: The author is directly telling the audience the personality of these two children. The boy is "patient" and the girl is "quiet."

**Indirect Characterization** *shows* things that reveal the personality of a character. There are five different methods of indirect characterization:

<b>S</b> peech	What does the character say? How does the character speak?
<b>T</b> houghts	What is revealed through the character's private thoughts and feelings?
<b>E</b> ffect on others toward the character.	What is revealed through the character's effect on other people? How do other characters feel or behave in reaction to the character?
<b>A</b> ctions	What does the character do? How does the character behave?
<b>L</b> ooks	What does the character look like? How does the character dress?

**TIP #1:** Use the mnemonic device of STEAL to remember the five types of indirect characterization

**TIP #2:** Use indirect characterization to analyze visual media:

**Film:** Look at how the character dresses and moves. Note the facial expressions when the director moves in for a close-up shot.

**Drama:** Pay attention to the way that the characters reveal their thoughts during a soliloquy.

# CHARACTERIZATION


## DYNAMIC

(ROUND)

CHARACTER =  
CHANGES DURING  
THE STORY

## STATIC (FLAT)

CHARACTER =  
DOES NOT  
CHANGE DURING  
THE STORY



# Direct vs Indirect Characterization

## Direct



## Indirect

### 1. Tells reader character

E.g. 'She was a cheery, always upbeat person.'

### 2. Gives broad sweep

You can summarize personality in a line.

### 3. Useful for first details

Concise, broad details are easier to remember.

### 1. Shows reader character

E.g. 'Her lighthouse smile beckoned across the crowd.'

### 2. Uses cumulative detail

Actions, words, dress, other details build up a portrait.

### 3. Useful for development

Characters' deeds and words add up, give complex growth.

# CHARACTERIZATION

## LIST OF CHARACTER TRAITS

active	funny	outgoing
adventurous	gentle	peaceful
affectionate	generous	pleasant
alert	good	polite
ambitious	graceful	popular
bold	grateful	powerful
bright	groovy	quick
brave	happy	quiet
calm	helpful	quirky
cheerful	honest	rational
clever	honorable	reliable
confident	hopeful	responsible
cool	humorous	sensational
cooperative	intelligent	sensible
courageous	interesting	serious
courteous	jolly	skillful
curious	joyful	smart
daring	joyous	thankful
dependable	kind	thoughtful
determined	lively	trustworthy
eager	loving	understanding
easygoing	loyal	useful
energetic	mature	victorious
excited	mysterious	virtuous
expert	nice	warm
faithful	noble	wordy
fair	nurturing	youthful
friendly	obedient	
fun	original	



# CHARACTERIZATION



- ▶ Traits

<https://www.youtube.com/watch?v=wWYpj9aqTr0>


- ▶ Finding Nemo

<https://www.youtube.com/watch?v=ncz4BnaDlb4>







<https://www.youtube.com/watch?v=eWXOurnVTYg>

Choose one of the following stories, select a character, and complete this chart:

1. Cinderella
2. The Three Little Pigs
3. Frozen
4. Despicable Me



Name: \_\_\_\_\_

Character Trait Template		Title: _____	
		Author: _____	
		Character: _____	
	Says and Thinks:		
<div style="border: 1px solid black; height: 150px; width: 100%;"></div>			
	Acts:	Feels:	
<div style="border: 1px solid black; border-radius: 50%; height: 150px; width: 100%;"></div>		<div style="border: 1px solid black; border-radius: 50%; height: 150px; width: 100%;"></div>	
	Looks Like:	Others See as:	
<div style="border: 1px solid black; height: 150px; width: 100%;"></div>		<div style="border: 1px solid black; height: 150px; width: 100%;"></div>	

Name: \_\_\_\_\_

### Characterization By STEAL

Character: \_\_\_\_\_

Choose your own  
story and use the  
**STEAL** method to  
identify character  
traits:

1. <b>Speech</b>	What they say? How do they say it?
2. <b>Thoughts</b>	What are they thinking? What are they feeling?
3. <b>Effects</b>	Effects on other characters? How do they react to other characters?
4. <b>Actions</b>	What do they do? With others? Under stress.
5. <b>Looks</b>	Describe how they look, dress, and expression(face).

6. Is this a dynamic (round) character or static (flat) character? Justify your answer




# WRITING CHOICES

( . . . just think about this for now)

Choose to write one of the following:

- ▶ My Trip To . . .
- ▶ My Favorite Subject . . .
- ▶ One Thing That I Am Good At . . .
- ▶ My Favorite Birthday Present . . .
- ▶ A Memorable Celebration . . .
- ▶ A Food I Do Not Like . . .
- ▶ My Typical Morning . . .
- ▶ Something That I Am Scared Of . . .
- ▶ I Am Most Proud Of . . .





# JOURNAL WRITING


## TOPICS: School and Favorite Things

### ▶ School

The most important thing that I learned in school last year was . . .

### ▶ Favorite Things


What is your favorite holiday and why?  
What traditions do you and your family share during this holiday?



# HOMEWORK

When we started today's lesson, I mentioned that we need to review basic ELA skills. That said, you will be assigned lessons in:

- ▶ Vocabulary
- ▶ Grammar
- ▶ Writing
- ▶ Spelling
- ▶ Reading



Please go to [www.rev-ela-tions.weebly.com](http://www.rev-ela-tions.weebly.com) for these assignments.

The first assignments will be found under the **Grammar** tab on my website. We will discuss the answers on Thursday.

Let's look . . .